

RECEIVED  
FILED



2001 APR 13 PM 3:29

IDAHO PUBLIC  
UTILITIES COMMISSION

# ANNUAL REPORT

OF

Albion Telephone Company, Inc.  
NAME

P.O. Box 98 Albion, ID 83311  
ADDRESS

TO THE

IDAHO PUBLIC

UTILITIES COMMISSION

FOR THE

YEAR ENDED December 31, 2000



**ANNUAL REPORT OF SMALL TELEPHONE COMPANIES TO  
THE IDAHO PUBLIC UTILITIES COMMISSION  
FOR THE YEAR ENDING DECEMBER 31, 2000**

**COMPANY INFORMATION**

Exact name of utility: Albion Telephone Company, Inc.

Address of principal office: 225 West North Street. P.O. Box 98 Albion, ID 83311

Telephone Number (Area Code 208 673-5335)

Cities or towns served: Albion, Almo, Elba, Holbrook, Malta, Raft River, Malad,  
Mackay, Moore, Arco, Howe; Idaho: Yost; Utah

Name and title of officer having custody of the general corporate books of account: \_\_\_\_\_  
ODEen K. Redman, President

Address of office where corporate books are kept and phone number: \_\_\_\_\_  
225 West North Street. P.O. Box 98 Albion, ID 83311

Organized under the laws of the State of: Idaho

Date of organization: 1925 - Incorporated September 11, 1953

Form of organization (proprietorship, association, corporation): Corporation

If a Subchapter S Corporation, please specify: \_\_\_\_\_

Name and address of controlling company, if any: \_\_\_\_\_

---

Names of affiliated companies. Give address and description of business: Telsat Systems, Inc.  
P.O. Box 98 Albion, ID 83311 Telephone Sales, Cable Television.

**OFFICERS**

Report below the title, name and office address of each general officer of the utility at the end of the year. If there were any changes during the year, show the name, title, and address of the previous officer and the date of change.

<b>Title</b>	<b>Name</b>	<b>Address</b>
President	ODEen K. Redman	P.O. Box 22 Albion, ID 83311
Vice-President	Richard L. Redman	P.O. Box 14 Albion, ID 83311
Secretary	Darla Redman	P.O. Box 22 Albion, ID 83311
Treasurer	Barry Redman	266 S. 950 E. Declo, ID 83323

**DIRECTORS**

List the name of each person who was a member of the Board of Directors at any given time during the year: (Fees related to meetings only.)

<b>Name and Address</b>	<b>Term Expired or Current Term Will Expire</b>	<b>Meetings Attended This year</b>	<b>Fees Paid During Year</b>
ODeen K. Redman			3600
Richard L. Redman			3600
Darla Redman			3600
Barry Redman			3600

Name of Chairman of the Board: Odeen K. Redman

Name of Secretary (or Clerk) of Board: Darla Redman

Number of Meetings of the Board during the year: 1

**MANAGERS**

List the name of each person who performed management duties for the Company during the year, and the total wages and bonuses paid to those persons: (Do not include Director fees in these amounts.)

<b>Name</b>	<b>Title</b>	<b>Wages and Bonuses Paid</b>
ODeen K. Redman	President	103615
Richard L. Redman	Vice-President	95248



**BALANCE SHEET**  
**Assets and Other Debits**

Title of Account	Balance Beginning of Year	Balance at End of Year	Increase or (Decrease)
<b>Current Assets</b>			
1120 Cash and Equivalents	1785269	2071905	286636
1130 Cash			
1140 Special Cash Deposits			
1150 Working Cash Advances			
1160 Temporary Investments			
1180 Telecommunications Accts. Receivable	402730	439399	36669
1181 Accts. Rec. Allow. -Telecommunications		-21970	-21970
1190 Other Accounts Receivable	-311289	618803	930092
1191 Accounts Receivable Allow. - Other			
1200 Notes Receivable			
1201 Notes Receivable Allowance			
1210 Interest & Dividends Receivable			
1220 Material and Supplies	121378	92534	-28844
1280 Prepayments	41145	7082	-34063
1290 Prepaid Rents			
1300 Prepaid Taxes			
1310 Prepaid Insurance			
1320 Prepaid Directory Expenses			
1330 Other Prepayments			
1350 Other Current Assets			
<b>Noncurrent Assets</b>			
1401 Investment in Affiliated Companies	90000	90000	0
1402 Investment in Nonaffiliated Companies	2333632	159805	-2173827
1406 Nonregulated Investments	61875	184092	122217
1407 Unamortized Debt Issuance Expense			
1408 Sinking Funds			
1410 Other Noncurrent Assets	113854		-113854
1438 Deferred Maintenance & Retirements			
1439 Deferred Charges	686324	479254	-207070
1500 Other Jurisdiction Assets - Net			
<b>Property, Plant and Equipment</b>			
2001 Telecommunications Plants in Service	24045597	21726433	-2319164
2002 Prop. Held for Future Telecom. Use			
2003 Telecom. Plant under Constr. - Short Term	363790	285089	-78701
2004 Telecom. Plant under Constr. - Long Term			
2005 Telecom. Plant Adjustment			
2006 Nonoperating Plant			
2007 Goodwill		4324455	4324455
<b>Depreciation and Amortization Accounts</b>			
3100 Accumulated Depreciated	-10915928	-12328000	-1412072
3200 Accum. Depre. - Held for Future Use			
3300 Accumulated Depreciation - Nonoperating			
3400 Accumulated Amortization - Tangible			
3410 Accum. Amort. - Capitalized Leases			
3420 Accum. Amort. - Leasehold Improvements			
3500 Accumulated Amortization - Intangible		-1165701	-1165701
3600 Accumulated Amortization - Other			
<b>TOTAL ASSETS</b>	<b>18818377</b>	<b>16963180</b>	<b>-1855197</b>

**BALANCE SHEET**  
**Liabilities & Stockholders' Equity**

Title of Account	Balance Beginning of Year	Balance at End of Year	Increase or (Decrease)
<b>Current Liabilities</b>			
4010 Accounts Payable	-566061	92864	658925
4020 Notes Payable			
4030 Advance Billings and Payments	146675	186491	39816
4040 Customer Deposits	620	210	-410
4050 Current Maturities - Long -Term Debt	693079	644256	-48823
4060 Current Maturities - Capital leases			
4070 Income Taxes - Accrued	201	207929	207728
4080 Other Taxes - Accrued	54004	53268	-736
4100 Net Current Defer. Oper. Income Taxes			
4110 Net Current Defer. Nonoper. Income Taxes			
4120 Other Accrued Liabilities			
4130 Other Current Liabilities	576159	194336	-381823
<b>Long-Term Debt</b>			
4210 Funded Debt		8727288	8727288
4220 Premium on Long-Term Debt			
4230 Discount on Long-Term Debt			
4240 Reacquired Debt			
4250 Obligations Under Capital Leases			
4260 Advances from Affiliated Companies			
4270 Other Long-Term Debt	9556124	24395	-9531729
<b>Other Liabilities &amp; Deferred Credits</b>			
4310 Other Long-Term Liabilities	360931	192612	-168319
4320 Unamort. Oper. Invest. Tax Credits - Net			
4330 Unamort. Nonoper. Invest. Tax Credits - Net			
4340 Net Noncurrent Defer. Oper. Income Taxes		804982	804982
4350 Net Noncur. Defer. Nonoper. Income Taxes			
4360 Other Deferred Credits			
4370 Other Juris. Liab. & Def. Credits - Net			
<b>Stockholders' Equity</b>			
4510 Capital Stock	40400	40200	-200
4520 Additional Paid-In Capital	2157513		-2157513
4530 Treasury Stock			
4540 Other Capital			
4550 Retained Earnings	5798732	5794349	-4383
<b>TOTAL LIAB. &amp; OTHER CREDITS</b>	<b>18818377</b>	<b>16963180</b>	<b>-1855197</b>

ANALYSIS OF TELECOMMUNICATIONS PLANT IN SERVICE

TOTAL Company Basis

	Balance Beginning of Year	Additions During year	Plant Retired or Sold	Transfers and Adjustments	Balance End of Year
<b>Analysis of Telecommunications Plant in Service</b>					
2111 Land	58363				58363
2112 Motor Vehicles	530634	56574			587208
2113 Aircraft	120216				120216
2114 Special Purpose Vehicles	338149				338149
2115 Garage Work Equipment					
2116 Other Work Equipment	119218	34051			153269
2121 Buildings	1422423	51808			1474231
2122 Furniture	180573		33475		147098
2123 Office Equipment					
2124 General Purpose Computers	260976	31081			292057
2211 Analog Electronic Switching		15162			15162
2212 Digital Electronic Switching	3214529	124619			3339148
2215 Electro-Mechanical Switching					
2220 Operator Systems					
2231 Radio Systems	200656	6024			206680
2232 Circuit Equipment	3513300	570391			4083691
2311 Station Apparatus					
2321 Customer Premises Wiring					
2341 Large Private Branch Exchanges					
2351 Public Telephone Terminal Equipment	56832				56832
2362 Other Terminal Equipment	35788				35788
2411 Poles	101412		735		100677
2421 Aerial Cable					
2422 Underground Cable	143356	22928			166284
2423 Buried Cable	10014078	278707			10292785
2424 Submarine Cable					
2426 Intra-building Network Cable	19328	1394			20722
2431 Aerial Wire	268714		30641		238073
2441 Conduit Systems					
2681 Capital Leases					
2682 Leasehold Improvements					
2690 Intangibles					
<b>TOTAL PLANT ACCOUNTS</b>	<b>20598545</b>	<b>1192739</b>	<b>64851</b>	<b>0</b>	<b>21726433</b>



ANALYSIS OF TELECOMMUNICATIONS PLANT ACCOUNTS  
IDAHO Operations Only

Analysis of Telecommunications Plant in Service

	Balance Beginning of Year	Additions During Year	Plant Retired or Sold	Transfers and Adjustments	Balance End of Year
2111 Land	58363				58363
2112 Motor Vehicles	530634	56574			587208
2113 Aircraft	120216				120216
2114 Special Purpose Vehicles	338149				338149
2115 Garage Work Equipment					
2116 Other Work Equipment	119218	34051			153269
2121 Buildings	1422423	51808			1474231
2122 Furniture	180573		33475		147098
2123 Office Equipment					
2124 General Purpose Computers	260976	31081			292057
2211 Analog Electronic Switching		15162			15162
2212 Digital Electronic Switching	3214529	124619			3339148
2215 Electro-Mechanical Switching					
2220 Operator Systems					
2231 Radio Systems	189959	3748			193707
2232 Circuit Equipment	3513300	570391			4083691
2311 Station Apparatus					
2321 Customer Premises Wiring					
2341 Large Private Branch Exchanges					
2351 Public Telephone Terminal Equipment	56832				56832
2362 Other Terminal Equipment	35788				35788
2411 Poles	101412		735		100677
2421 Aerial Cable					
2422 Underground Cable	143356	22928			166284
2423 Buried Cable	9972217	278707			10250924
2424 Submarine Cable					
2426 Intrabuilding Network Cable	19328	1394			20722
2431 Aerial Wire	268714		30641		238073
2441 Conduit Systems					
2681 Capital Leases					
2682 Leasehold Improvements					
2690 Intangibles					
<b>TOTAL PLANT ACCOUNTS</b>	<b>20545987</b>	<b>1190463</b>	<b>64851</b>		<b>21671599</b>

**ANALYSIS OF ENTRIES IN ACCUMULATED DEPRECIATION**  
Account 3100

	TOTAL Company Basis				Credits During Year	Retirements and Adjustments	Balance End of Year
	Balance Beginning of Year	Depreciation Rate*					
<b>Analysis of Entries in Accumulated Depreciation</b>							
2112 Motor Vehicles	774511	0.250				38171	736340
2113 Aircraft	42114	0.100		12978			55092
2114 Special Purpose Vehicles		0.125		155437			155437
2115 Garage Work Equipment							
2116 Other Work Equipment	60740	0.125		48953			109693
2121 Buildings	614437	0.030		43294			657731
2122 Furniture	148188	0.125			8510		139678
2123 Office Equipment	3802	0.125			3802		
2124 General Purpose Computers	216372	0.200		53757			270129
2211 Analog Electronic Switching		0.125		11863			11863
2212 Digital Electronic Switching	1020417	0.125		376547			1396964
2215 Electro-Mechanical Switching							
2220 Operator Systems							
2231 Radio Systems	201081	0.200			1221		199860
2232 Circuit Equipment	2235255	0.100		194807			2430062
2311 Station Apparatus							
2321 Customer Premises Wiring							
2341 Large Private Branch Exchanges							
2351 Public Telephone Terminal Equipment	56833	0.230					56833
2362 Other Terminal Equipment	35788	0.200					35788
2411 Poles	100012	0.075		634			100646
2421 Aerial Cable							
2422 Underground Cable	76593	0.065		22828			99421
2423 Buried Cable	5163459	0.065		534275			5697734
2424 Submarine Cable							
2426 Intrabuilding Network Cable	19327	0.200		623			19950
2431 Aerial Wire	146999	0.086		7780			154779
2441 Conduit Systems							
<b>TOTAL</b>	10915928			1463776		51704	12328000

\*Please list individual depreciation rate for each account.

**ANALYSIS OF ENTRIES IN ACCUMULATED DEPRECIATION**  
Account 3100

**IDAHO Operations Only**

	Balance Beginning of Year	Depreciation Rate*	Credits During Year	Retirements and Adjustments	Balance End of Year
<b>Analysis of Entries in Accumulated Depreciation</b>					
2112 Motor Vehicles	774511	0.250		38171	736340
2113 Aircraft	42114	0.100	12978		55092
2114 Special Purpose Vehicles		0.125	155437		155437
2115 Garage Work Equipment					
2116 Other Work Equipment	60740	0.125	48953		109693
2121 Buildings	614437	0.030	43294		657731
2122 Furniture	148188	0.125		8510	139678
2123 Office Equipment	3802	0.125		3802	
2124 General Purpose Computers	216372	0.200	53757		270129
2211 Analog Electronic Switching		0.125	11863		11863
2212 Digital Electronic Switching		0.125	376547		1396964
2215 Electro-Mechanical Switching	1020417				
2220 Operator Systems					
2231 Radio Systems	190385	0.200		1438	188947
2232 Circuit Equipment	2235255	0.100	194807		2430062
2311 Station Apparatus					
2321 Customer Premises Wiring					
2341 Large Private Branch Exchanges					
2351 Public Telephone Terminal Equipment	56833	0.230			56833
2362 Other Terminal Equipment	35788	0.200			35788
2411 Poles	100012	0.075	634		100646
2421 Aerial Cable					
2422 Underground Cable	76593	0.065	22828		99421
2423 Buried Cable	5145655	0.065	531339		5676994
2424 Submarine Cable					
2426 Intra Building Network Cable	19327	0.200	623		19950
2431 Aerial Wire	146999	0.086	7780		154779
2441 Conduit Systems					
<b>TOTAL</b>	10887428		1460840	51921	12296347

\*Please list individual depreciation rate for each account.

## INVESTMENTS

Report below the investments in Accounts 1401, 1402 and 1406. Identify each investment as to the account in which included. Minor amounts in Account 1406 may be grouped by classes.

<u>Description</u>	<u>Date Acquired</u>	<u>Book Cost of Investments Disposed of This year</u>	<u>Book Cost of Investments Held at End of Year</u>
Telsat Systems <sup>NA</sup>	_____	_____	90000
System Seven <sup>NA?</sup>	_____	_____	45952
US West PCS <sup>NA</sup>	_____	_____	129819
Rocky Mountain Wireless	_____	_____	148
Linktel	_____	_____	20685
Syringa Networks	_____	_____	10000
Internet	_____	_____	23439
CoBank Patronage <sup>NA</sup>	_____	_____	113854
<b>Totals</b>	_____	_____	433897

## RECEIVABLES

Itemize amounts show in Accounts 1180, 1190 and 1200. For notes receivable list each note separately and include the maturity date and interest rate. Minor amounts in Account 1210 may be combined.

<u>Name of Company</u>	<u>Amount at End of Year</u>	
	<u>Notes Receivable</u>	<u>Accounts Receivable</u>
Customers	_____	417429
Qwest	_____	-10264
FGD Carriers	_____	93860
NSF Checks	_____	-313
Misc	_____	5598
NECA	_____	90460
Telsat	_____	5053
Idaho USF	_____	85706
Fed Inc Tax Refund	_____	306044
State Inc Tax Refund	_____	42660
<b>Totals</b>	_____	1036233

**NOTES PAYABLE**

For Notes Payable, list each note separately and include the maturity date and interest rate.

<u>Name of Creditor</u>	<u>Date of Note</u>	<u>Interest Rate</u>	<u>Due Date</u>	<u>Face Amount</u>
_____	_____	_____	_____	_____
_____	_____	_____	_____	_____
_____	_____	_____	_____	_____
_____	_____	_____	_____	_____
_____	_____	_____	_____	_____
_____	_____	_____	_____	_____
_____	_____	_____	_____	_____
_____	_____	_____	_____	_____
<b>Totals</b>	_____	_____	_____	_____

**ACCOUNTS PAYABLE**

Report below all Accounts Payable amounting to more than \$100.00

<u>Name of Creditor</u>	<u>Amount</u>
Federal Excise Tax	15350
Misc.	42711
Subscriber	-895
AT & T	30633
ATC Long Distance	4270
Idaho USF	812
Idaho Use Tax	-21
Utah USF	4
<b>Totals</b>	<b>92864</b>





**INCOME & RETAINED EARNINGS STATEMENT**

Item	Total Company	Idaho Only
Total Operating Income (from page 15)	6447524	6418381
Total Operating Expenses (from page 16,17)	4348903	4329813
7100 Other Operating Income and Expense	_____	_____
7210 Operating Investment Tax Credits-Net	-45655	-45655
7220 Operating Federal Income Taxes	486104	483796
7230 Operating State and Local Income Taxes	59606	59266
7240 Operating Other Taxes	122659	122150
7250 Provision for Deferred Operating Income Taxes-Net	160950	160950
7200 Operating Taxes (Total)	_____	_____
7310 Dividend Income	_____	_____
7320 Interest Income	-42259	-42259
7330 Income from Sinking and Other Funds	_____	_____
7340 Allowance for Funds Used During Construction	_____	_____
7350 Gains/Losses from the Disposition of Certain Property	291886	291886
7360 Other Nonoperating Income	15094	15094
7370 Special Charges	_____	_____
7300 Nonoperating Income and Expense	_____	_____
7410 Nonoperating Investment Tax Credits-Net	_____	_____
7420 Nonoperating Federal Income Taxes	_____	_____
7430 Nonoperating State and Local Income Taxes	_____	_____
7440 Nonoperating Other Taxes	_____	_____
7450 Provision for Deferred Nonoperating Income Taxes-Net	_____	_____
7400 Nonoperating Taxes	_____	_____
7510 Interest on Funded Debt	694831	694831
7520 Interest Expense-Capital Leases	_____	_____
7530 Amortization of Debt Issuance Expense	_____	_____
7540 Other Interest Deductions	14250	14050
7500 Interest and Related Items	_____	_____
7610 Extraordinary Income Credits	_____	_____
7620 Extraordinary Income Charges	_____	_____
7630 Current Income Tax Effect of Extraordinary Items-Net	_____	_____
7640 Provision for Deferred Income Tax Effect of Extraordinary Items-Net	_____	_____
7600 Extraordinary Items	_____	_____
7910 Income Effect of Jurisdictional Ratemaking Differences-Net	_____	_____
7990 Nonregulated Net Income	-34522	-34425
<b>AMOUNT TRANSFERRED TO RETAINED EARNINGS</b>	<b>1722944</b>	<b>1719684</b>

*Handwritten:* } = 208,8508

*Handwritten:* 619,557  
130,806

*Handwritten:* = 1,719,684

*Handwritten:* 1719684  
wrong



**OPERATING REVENUES**

Item	Total Company	Idaho Only
<b>Local Network Services Revenues</b>		
5001 Basic Area Revenue	1791969	1783798
5002 Optional Extended Area Revenue	_____	_____
5003 Cellular Mobile Revenue	_____	_____
5004 Other Mobile Services Revenue	_____	_____
5010 Public Telephone Revenue	_____	_____
5040 Local Private Line Revenue	_____	_____
5050 Customer Premises Revenue	_____	_____
5060 Other Local Exchange Revenue	144452	143793
5069 Other Local Exchange Settlements	_____	_____
<b>Network Access Services Revenues</b>		
5081 End User Revenue (SLC)	232587	231526
5082 Switched Access Revenue (Interstate)	3186892	3172360
5083 Special Access Revenue	233272	232208
5084 State Access Revenue (Intrastate)	746824	743418
Long Distance Network Services Revenues	-191	0
5100 Long Distance Message Revenue - All	_____	_____
<b>Miscellaneous Revenues</b>		
5230 Directory Revenue	_____	_____
5240 Rent Revenue	1200	1200
5250 Corporate Operations Revenue	_____	_____
5261 Special Billing Arrangements Revenue	_____	_____
5262 Customer Operations Revenue	_____	_____
5263 Plant Operations Revenue	_____	_____
5264 Other Incidental Regulated Revenue	4744	4744
5269 Other Revenue Settlements	_____	_____
5270 Carrier Billing & Collection Revenue	96820	96379
<b>Uncollectible Revenues</b>		
5301 Uncollectible Revenue - Telecommunications	8955	8955
5302 Uncollectible Revenue - Other	_____	_____
<b>TOTAL OPERATING REVENUES</b>	<b>6447524</b>	<b>6418381</b>

Please identify the following revenues:

NECA USF \$\_\_\_\_\_ 1022141 To what account were they booked 5082.12

State USF \$\_\_\_\_\_ 513145 To what account were they booked? 5084.50

**OPERATING REVENUES**

Item	Total Company	Idaho Only
<b>Plant Specific Operations Expense</b>		
6110 Network Support Expenses	_____	_____
6112 Motor Vehicle Expense	_____	_____
6113 Aircraft Expense	5143	5143
6114 Special Purpose Vehicles Expense	_____	_____
6115 Garage Work Equipment Expense	_____	_____
6116 Other Work Equipment Expense	_____	_____
6120 General Support Expenses	49059	48835
6121 Land and Building Expenses	55479	55226
6122 Furniture and Artworks Expense	_____	_____
6123 Office Equipment Expense	_____	_____
6124 General Purpose Computers Expense	_____	_____
6210 Central Office Switching Expenses	314329	312896
6211 Analog Electronic Expense	_____	_____
6212 Digital Electronic Expense	_____	_____
6215 Electro-Mechanical Expense	_____	_____
6220 Operators System Expense	_____	_____
6230 Central Office Transmission Expenses	163411	162666
6231 Radio Systems Expense	3757	3110
6232 Circuit Equipment Expense	_____	_____
6310 Information Origination/Termination Expense	_____	_____
6311 Station Apparatus Expense	_____	_____
6341 Large Private Branch Exchange Expense	_____	_____
6351 Public Telephone Terminal Equipment Expense	_____	_____
6362 Other Terminal Equipment Expense	_____	_____
6410 Cable and Wire Facilities Expenses	_____	_____
6411 Pole Expense	570	570
6421 Aerial Cable Expense	_____	_____
6422 Underground Cable Expense	_____	_____
6423 Buried Cable Expense	588601	585917
6424 Submarine Cable Expense	_____	_____
6425 Deep Sea Cable Expense	_____	_____
6426 Intrabuilding Network Cable Expense	_____	_____
6431 Aerial Wire Expense	6652	6652
6441 Conduit Systems Expense	_____	_____
<b>TOTAL PLANT SPECIFIC OPERATIONS EXPENSE</b>	<b>1187001</b>	<b>1181015</b>

**OPERATING REVENUES**

Item	Total Company	Idaho Only
<b>Plant Nonspecific Operations Expense</b>		
6510 Other Property/Plant/Equipment Expenses	14113	14049
6511 Property Held for Future Telecomm. Use Expenses	_____	_____
6512 Provisioning Expense	_____	_____
6530 Network Operations Expense	202156	201234
6531 Power Expense	_____	_____
6532 Network Administration Expense	_____	_____
6533 Testing Expense	_____	_____
6534 Plant Operations Administration Expense	_____	_____
6535 Engineering Expense	2068	2059
6540 Access Expense	18829	18743
6560 Depreciation and Amortization Expenses	_____	_____
6561 Depreciation Expense-Telecom. Plant in Service	1665864	1662629
6562 Depreciation Expense-Property Held for Future Use	_____	_____
6563 Amortization Expense - Tangible	_____	_____
6564 Amortization Expense - Intangible	288297	288297
6565 Amortization Expense - Other	_____	_____
Total Plant Nonspecific Operations Expenses	_____	_____
<b>Customer Operations Expense</b>		
6610 Marketing	11531	11478
6611 Product Management	_____	_____
6612 Sales	_____	_____
6613 Product Advertising	_____	_____
6620 Services	131916	131314
6621 Call Completion Services	_____	_____
6622 Number Services	_____	_____
6623 Customer Services	103459	102987
<b>Total Customer Operations Expense</b>	_____	_____
<b>Corporate Operations Expense</b>		
6710 Executive and Planning	_____	_____
6711 Executive	177034	176227
6712 Planning	_____	_____
6720 General and Administrative	152557	151861
6721 Accounting and Finance	345925	339987
6722 External Relations	_____	_____
6723 Human Resources	_____	_____
6724 Information Management	15556	15485
6725 Legal	32577	32428
6726 Procurement	_____	_____
6727 Research and Development	_____	_____
6728 Other General and Administrative	20	20
6790 Provision for Uncollectible Notes Receivable	_____	_____
<b>Total Corporate Operations Expense</b>	_____	_____
<b>TOTAL OPERATING EXPENSES</b>	<b>3161902</b>	<b>3148799</b>

**CENTRAL OFFICE DATA**  
**as of December 31, 2000** \_\_\_\_\_ (unless otherwise indicated)

Name of Central Office: \_\_\_\_\_ Albion Telephone Company, Inc.  
 Prefix (es) 349,638,645,673,698,824,827,527,554,588,766,767

Central Office Switch Type: \_\_\_\_\_ Nortel DMS - 10

**Check all that apply:**  
 Stand Alone \_\_\_\_\_ **Check one:** Electronic\_X\_\_\_\_  
 Host\_X\_\_\_\_ Analog\_\_\_\_ Electro-Mechanical\_\_\_\_  
 Remote\_X\_\_\_\_ Other: \_\_\_\_\_

**Access Line Capacity**  
 Design: \_\_\_\_\_ 10244 \_\_\_\_\_  
**Access Lines in Use**  
 Customer Lines: \_\_\_\_\_ 5090 \_\_\_\_\_  
 (Include Centrex, PAL, Semi-Pub.)

Installed/Equipped: \_\_\_\_\_ 5872 \_\_\_\_\_  
 Public Telephone Lines \_\_\_\_\_ 22 \_\_\_\_\_  
 Company Official Lines \_\_\_\_\_ 221 \_\_\_\_\_  
 Company Test Lines \_\_\_\_\_ 20 \_\_\_\_\_

**Classification of Customer Access**

	Residence			Business			Total Residence & Business
	Multi- Line 1-Party	Single Line Multi- Party	Subtotal Residence	Multi- Line 1-Party	Single Line Multi- Party	Subtotal Business	
Beginning of Year	_____	4094 _____	4094 _____	_____	1011 _____	1011 _____	5105
New Connects	_____	310 _____	310 _____	_____	86 _____	86 _____	396
Disconnects	_____	354 _____	354 _____	_____	57 _____	57 _____	411
End of Year	_____	4050 _____	4050 _____	_____	1040 _____	1040 _____	5090

**Foreign Exchange:**  
 Dial Tone from this C.O.: \_\_\_\_\_ 2 \_\_\_\_\_  
 Dial Tone from another C.O.: \_\_\_\_\_ 2 \_\_\_\_\_

**Directory Listings:**  
 Number of Customers with Nonpublished or Nonlisted: \_\_\_\_\_ 187 \_\_\_\_\_

**Custom Calling:**  
 Number of customers with at least one feature: \_\_\_\_\_ 580 \_\_\_\_\_  
 Total number of features subscribed to: \_\_\_\_\_ 11 \_\_\_\_\_

NUMBER OF CALLS COMPLETED BY CUSTOMERS DURING (Year) 2000 \_\_\_\_\_.

Local Exchange	Average # of Customer Lines in Use	Local Calls		Toll Calls Originated (Total of all Carriers)			Avg./ Line
		Number (1000s)	Avg./ Line	Intrastate	Interstate	Total	
1 ALL	5095			312176	464006	776182	152
2							
3							
4							
5							
6							
7							
8							
9							
10							
11							
12							
13							
14							
15							
16							
17							
18							

ANNUAL REPORT FOR SMALL TELEPHONE COMPANIES  
YEAR ENDED DECEMBER 31, 2000.

CUSTOMER RELATIONS RULES COMPLIANCE

Rule IDAPA 31.21.01.603  
Rule IDAPA 31.41.01.105

Please provide copies of:

Summary of Customer Relations Rules for Telephone Corporations

Idaho Telephone Solicitation Act Notification

Method of Notification:

Mailed separately to customers Yes  No

Included in directory Yes  No

Date of notification Jan. 2000

Alternate method of notification \_\_\_\_\_

\_\_\_\_\_

\_\_\_\_\_

Rule IDAPA 31.41.01.403.02

Record of Complaints:

Number received by Company 97

Category of complaints (if known):

Deposit Disputes \_\_\_\_\_

Charges on Bill X

Denial/Termination X

Quality or Availability  
of Service X


Carrier Selection/Assignment X


Miscellaneous X


CERTIFICATE

State of Idaho )  
 ) ss  
County of Cassia )

WE, the undersigned Odeen K. Redman - President and Darla Redman - Secretary of the Albion Telephone Company, Inc. utility, on our oath do severally say that the foregoing return has been prepared under our direction, from the original books, papers, and records of said utility; that we have carefully examined same, and declare the same to be a correct statement of the business affairs of said utility for the period covered by the return in respect to each and every matter and thing therein set forth, to the best of our knowledge, information and belief.

  
\_\_\_\_\_  
(Chief Officer)

  
\_\_\_\_\_  
(Officer in Charge of Accounts)



Subscribed and Sworn to Before Me this 25 day of March, (Year) 2001.

  
\_\_\_\_\_  
Notary Public

My Commission expires April 7, (Year) 2001.

